

































# Takeoff Tab

## Sample\_Openings




















Bid No. 64

No.	Name	Height	Area	Quantity1	UOM1	Quantity2	UOM2	Quantity3	UOM3
<b>Division- 8_ 1st Floor Openings</b>									
 45	Storefront_SF1_20'-0"x 9'-0"	9' 0"	Floor 1	1.00	EA	180	SF	0	
 46	Opening_12'-0"x 10'-0"	10' 0"	Floor 1	2.00	EA	240	SF	0	
 48	Opening_11'-8"x 18'-0"	11' 8"	Floor 1	3.00	EA	630	SF	0	
 49	Opening_11'-8"x 7'-0"	11' 8"	Floor 1	1.00	EA	82	SF	0	
 50	Opening_1'-8"x 1'-5"	1' 5"	Floor 1	2.00	EA	5	SF	0	
 51	Storefront_SM1_12'-6"x 6'-4"	6' 4"	Floor 1	1.00	EA	79	SF	0	
 52	Opening_12'-8"x 9'-2"	9' 2"	Floor 1	1.00	EA	116	SF	0	
 53	Opening_4'-10"x 8'-9"	8' 9"	Floor 1	2.00	EA	85	SF	0	
 55	Opening_4'-0"x 14'-0"	14' 0"	Floor 1	1.00	EA	56	SF	0	
<b>Division- 8_Openings_Doors</b>									
 1	Door_111 (2)3'-0" x 7'-0" _Double Door	7' 0"	Floor 1	1.00	EA	42	SF	0	
 2	Door_112B_3'-6" x 7'-0" _LH	7' 0"	Floor 1	1.00	EA	25	SF	0	
 3	Door_112 A (2)3'-0" x 7'-0" _Double Door	7' 0"	Floor 1	1.00	EA	42	SF	0	
 4	Door_STA1A_3'-0" x 7'-0" _RH	7' 0"	Floor 1	1.00	EA	21	SF	0	
 5	Door_125_3'-6" x 7'-0" _LH	7' 0"	Floor 1	1.00	EA	25	SF	0	
 6	Door_123B_3'-0" x 7'-0" _RH	7' 0"	Floor 1	1.00	EA	21	SF	0	
 7	Door_126_3'-0" x 7'-0" _LH	7' 0"	Floor 1	1.00	EA	21	SF	0	
 8	Door_123 A_3'-0" x 7'-0" _RH	7' 0"	Floor 1	1.00	EA	21	SF	0	
 9	Door_STA2B_3'-0" x 7'-0" _LH	7' 0"	Floor 1	1.00	EA	21	SF	0	
 10	Door_STA2A_3'-0" x 7'-0" _LH	7' 0"	Floor 1	1.00	EA	21	SF	0	
 11	Door_122 B_3'-0" x 7'-0" _LH	7' 0"	Floor 1	1.00	EA	21	SF	0	
 12	Door_121 A_3'-0" x 7'-0" _LH	7' 0"	Floor 1	1.00	EA	21	SF	0	
 13	Door_120_3'-0" x 7'-0" _LH	7' 0"	Floor 1	1.00	EA	21	SF	0	
 14	Door_119_3'-0" x 7'-0" _LH	7' 0"	Floor 1	1.00	EA	21	SF	0	
 15	Door_118_3'-0" x 7'-0" _LH	7' 0"	Floor 1	1.00	EA	21	SF	0	
 16	Door_117_3'-0" x 7'-0" _LH	7' 0"	Floor 1	1.00	EA	21	SF	0	
 17	Door_106_3'-0" x 7'-0" _LH	7' 0"	Floor 1	1.00	EA	21	SF	0	
 18	Door_105_3'-0" x 7'-0" _RH	7' 0"	Floor 1	1.00	EA	21	SF	0	
 19	Door_104_3'-0" x 7'-0" _RH	7' 0"	Floor 1	1.00	EA	21	SF	0	
 20	Door_101 A (2)3'-0" x 7'-0" _Sliding Door	7' 0"	Floor 1	1.00	EA	42	SF	0	
 21	Door_102_3'-0" x 7'-0" _LH	7' 0"	Floor 1	1.00	EA	21	SF	0	
 22	Door_107A (2)3'-0" x 7'-0" _Double Door	7' 0"	Floor 1	1.00	EA	42	SF	0	
 23	Door_114_3'-0" x 7'-0" _LH	7' 0"	Floor 1	1.00	EA	21	SF	0	

# Takeoff Tab

## Sample\_Openings





















Bid No. 64

No.	Name	Height	Area	Quantity1	UOM1	Quantity2	UOM2	Quantity3	UOM3
	24 Door_115_3'-0" x 7'-0" _RH	7' 0"	Floor 1	1.00	EA	21	SF	0	
	25 Door_116 A_3'-0" x 7'-0" _RH	7' 0"	Floor 1	1.00	EA	21	SF	0	
	26 Door_116 B_3'-0" x 7'-0" _RH	7' 0"	Floor 1	1.00	EA	21	SF	0	
	27 Door_116 C_3'-0" x 7'-0" _RH	7' 0"	Floor 1	1.00	EA	21	SF	0	
	28 Door_109 A (2)3'-0" x 7'-0" _Sliding Door	7' 0"	Floor 1	1.00	EA	42	SF	0	
	29 Door_109 B (2)3'-0" x 7'-0" _Sliding Door	7' 0"	Floor 1	1.00	EA	42	SF	0	
	31 Door_110 (2)3'-0" x 7'-0" _Double Door	7' 0"	Floor 1	1.00	EA	42	SF	0	
	32 Door_108_3'-0" x 7'-0" _LH	7' 0"	Floor 1	1.00	EA	21	SF	0	
	33 Door_109 C (2)3'-0" x 7'-0" _Sliding Door	7' 0"	Floor 1	1.00	EA	42	SF	0	
	34 Door_109 D (2)3'-0" x 7'-0" _Sliding Door	7' 0"	Floor 1	1.00	EA	42	SF	0	
	35 Roll Up Shutter_OH1_8'-0" x 8'-0"	8' 0"	Floor 1	1.00	EA	64	SF	0	
	41 Elevator Door_3'-6" x 7'-0"	7' 0"	Floor 1	2.00	EA	49	SF	0	
	44 Door_101 B (2)3'-0" x 7'-0" _Sliding Door	7' 0"	Floor 1	1.00	EA	42	SF	0	
<b>Division- 8_Openings_Louvers</b>									
	42 Louver_L1_6'-0" x 9'-4"	9' 4"	Floor 1	1.00	EA	56	SF	0	
	47 Louver_L1_2'-8" x 6'-0"	6' 0"	Floor 1	1.00	EA	16	SF	0	
	54 Louver_L3_2'-8" x 6'-0"	6' 0"	Floor 1	1.00	EA	16	SF	0	
<b>Division- 8_Openings_Windows</b>									
	36 Window_W9_4'-0"x 4'-8"	4' 8"	Floor 1	3.00	EA	56	SF	0	
	37 Window_W2B_6'-0"x 6'-8"	6' 8"	Floor 1	3.00	EA	120	SF	0	
	39 Window_W1_12'-0"x 24'-0"	24' 0"	Floor 1	3.00	EA	864	SF	0	

# Worksheet Tab

## Sample\_Openings
























Bid No. 64

No.	Name	Qty1	UOM1	Qty2	UOM2	Qty3	UOM3	Mat.(\$)	Labor(\$)	Sub(\$)	Total(\$)
<b>Division- 8_ 1st Floor Openings</b>											
	50 Opening_1'-8"x 1'-5"	2.00	EA	5	SF			0.00	0.00	0.00	0.00
	48 Opening_11'-8"x 18'-0"	3.00	EA	630	SF			0.00	0.00	0.00	0.00
	49 Opening_11'-8"x 7'-0"	1.00	EA	82	SF			0.00	0.00	0.00	0.00
	46 Opening_12'-0"x 10'-0"	2.00	EA	240	SF			0.00	0.00	0.00	0.00
	52 Opening_12'-8"x 9'-2"	1.00	EA	116	SF			0.00	0.00	0.00	0.00
	55 Opening_4'-0"x 14'-0"	1.00	EA	56	SF			0.00	0.00	0.00	0.00
	53 Opening_4'-10"x 8'-9"	2.00	EA	85	SF			0.00	0.00	0.00	0.00
	45 Storefront_SF1_20'-0"x 9'-0"	1.00	EA	180	SF			0.00	0.00	0.00	0.00
	51 Storefront_SM1_12'-6"x 6'-4"	1.00	EA	79	SF			0.00	0.00	0.00	0.00
<b>Division- 8_Openings_Doors</b>											
	20 Door_101 A (2)3'-0" x 7'-0" _Sliding Door	1.00	EA	42	SF			0.00	0.00	0.00	0.00
	44 Door_101 B (2)3'-0" x 7'-0" _Sliding Door	1.00	EA	42	SF			0.00	0.00	0.00	0.00
	21 Door_102_3'-0" x 7'-0" _LH	1.00	EA	21	SF			0.00	0.00	0.00	0.00
	19 Door_104_3'-0" x 7'-0" _RH	1.00	EA	21	SF			0.00	0.00	0.00	0.00
	18 Door_105_3'-0" x 7'-0" _RH	1.00	EA	21	SF			0.00	0.00	0.00	0.00
	17 Door_106_3'-0" x 7'-0" _LH	1.00	EA	21	SF			0.00	0.00	0.00	0.00
	22 Door_107A (2)3'-0" x 7'-0" _Double Door	1.00	EA	42	SF			0.00	0.00	0.00	0.00
	32 Door_108_3'-0" x 7'-0" _LH	1.00	EA	21	SF			0.00	0.00	0.00	0.00
	28 Door_109 A (2)3'-0" x 7'-0" _Sliding Door	1.00	EA	42	SF			0.00	0.00	0.00	0.00
	29 Door_109 B (2)3'-0" x 7'-0" _Sliding Door	1.00	EA	42	SF			0.00	0.00	0.00	0.00
	33 Door_109 C (2)3'-0" x 7'-0" _Sliding Door	1.00	EA	42	SF			0.00	0.00	0.00	0.00

# Worksheet Tab

## Sample\_Openings

Bid No. 64

No.	Name	Qty1	UOM1	Qty2	UOM2	Qty3	UOM3	Mat.(\$)	Labor(\$)	Sub(\$)	Total(\$)
 34	Door_109 D (2)3'-0" x 7'-0" _Sliding Door	1.00	EA	42	SF			0.00	0.00	0.00	0.00
 31	Door_110 (2)3'-0" x 7'-0" _Double Door	1.00	EA	42	SF			0.00	0.00	0.00	0.00
 1	Door_111 (2)3'-0" x 7'-0" _Double Door	1.00	EA	42	SF			0.00	0.00	0.00	0.00
 3	Door_112 A (2)3'-0" x 7'-0" _Double Door	1.00	EA	42	SF			0.00	0.00	0.00	0.00
 2	Door_112B_3'-6" x 7'-0" _LH	1.00	EA	25	SF			0.00	0.00	0.00	0.00
 23	Door_114_3'-0" x 7'-0" _LH	1.00	EA	21	SF			0.00	0.00	0.00	0.00
 24	Door_115_3'-0" x 7'-0" _RH	1.00	EA	21	SF			0.00	0.00	0.00	0.00
 25	Door_116 A_3'-0" x 7'-0" _RH	1.00	EA	21	SF			0.00	0.00	0.00	0.00
 26	Door_116 B_3'-0" x 7'-0" _RH	1.00	EA	21	SF			0.00	0.00	0.00	0.00
 27	Door_116 C_3'-0" x 7'-0" _RH	1.00	EA	21	SF			0.00	0.00	0.00	0.00
 16	Door_117_3'-0" x 7'-0" _LH	1.00	EA	21	SF			0.00	0.00	0.00	0.00
 15	Door_118_3'-0" x 7'-0" _LH	1.00	EA	21	SF			0.00	0.00	0.00	0.00
 14	Door_119_3'-0" x 7'-0" _LH	1.00	EA	21	SF			0.00	0.00	0.00	0.00
 13	Door_120_3'-0" x 7'-0" _LH	1.00	EA	21	SF			0.00	0.00	0.00	0.00
 12	Door_121 A_3'-0" x 7'-0" _LH	1.00	EA	21	SF			0.00	0.00	0.00	0.00
 11	Door_122 B_3'-0" x 7'-0" _LH	1.00	EA	21	SF			0.00	0.00	0.00	0.00
 8	Door_123 A_3'-0" x 7'-0" _RH	1.00	EA	21	SF			0.00	0.00	0.00	0.00
 6	Door_123B_3'-0" x 7'-0" _RH	1.00	EA	21	SF			0.00	0.00	0.00	0.00
 5	Door_125_3'-6" x 7'-0" _LH	1.00	EA	25	SF			0.00	0.00	0.00	0.00
 7	Door_126_3'-0" x 7'-0" _LH	1.00	EA	21	SF			0.00	0.00	0.00	0.00
 4	Door_STA1A_3'-0" x 7'-0" _RH	1.00	EA	21	SF			0.00	0.00	0.00	0.00
 10	Door_STA2A_3'-0" x 7'-0" _LH	1.00	EA	21	SF			0.00	0.00	0.00	0.00
 9	Door_STA2B_3'-0" x 7'-0" _LH	1.00	EA	21	SF			0.00	0.00	0.00	0.00

# Worksheet Tab

## Sample\_Openings

Bid No. 64

No.	Name	Qty1	UOM1	Qty2	UOM2	Qty3	UOM3	Mat.(\$)	Labor(\$)	Sub(\$)	Total(\$)
41	Elevator Door_3'-6" x 7'-0"	2.00	EA	49	SF			0.00	0.00	0.00	0.00
35	Roll Up Shutter_OH1_8'-0" x 8'-0"	1.00	EA	64	SF			0.00	0.00	0.00	0.00
<b>Division- 8_Openings_Louvers</b>											
47	Louver_L1_2'-8" x 6'-0"	1.00	EA	16	SF			0.00	0.00	0.00	0.00
42	Louver_L1_6'-0" x 9'-4"	1.00	EA	56	SF			0.00	0.00	0.00	0.00
54	Louver_L3_2'-8" x 6'-0"	1.00	EA	16	SF			0.00	0.00	0.00	0.00
<b>Division- 8_Openings_Windows</b>											
39	Window_W1_12'-0"x 24'-0"	3.00	EA	864	SF			0.00	0.00	0.00	0.00
37	Window_W2B_6'-0"x 6'-8"	3.00	EA	120	SF			0.00	0.00	0.00	0.00
36	Window_W9_4'-0"x 4'-8"	3.00	EA	56	SF			0.00	0.00	0.00	0.00
<b>Totals</b>								<b>0.00</b>	<b>0.00</b>	<b>0.00</b>	<b>0.00</b>

DOOR SCHEDULE																								
MARK	SIZE		PANEL TYPE	PANEL INFORMATION			FRAME INFORMATION										DETAILS			DOOR HARDWARE		RATINGS		Comments
	width	height		THICKNESS	PANEL MATERIAL	FINISH	GLASS THICK	FRAME TYPE	DEPTH	HEAD THICKNESS	JAMB WIDTH	MATERIAL	FINISH	GLASS THICK	HEAD	JAMB	THRESHOLD			FIRE RATINGS	STC RATINGS			
101A	6'-0"	7'-0"	B	1.3/4"	Aluminum	Anodized	1"	F3	4.1/2"	2"	2"	Aluminum	Pre-Finished	1"	H12	H11	T4	1		N/A		Automatic Sliding Door w/ Transoms & Sidelights		
101B	6'-0"	7'-0"	B	1.3/4"	Aluminum	Anodized	1"	F3	4.1/2"	2"	2"	Aluminum	Pre-Finished	1"	H5	J4	T1	1		N/A		Automatic Sliding Door w/ Transoms & Sidelights		
106	6'-0"	7'-0"	E	1.3/4"	Aluminum	Anodized	1"					Aluminum	Anodize	1"			T2	8		N/A		Storefront Door with Head TS and Jamb JS		
109D	6'-0"	7'-0"	E	1.3/4"	Aluminum	Anodized	1"					Aluminum	Anodize	1"						N/A		Storefront Door with Head TS and Jamb JS		
CH1	6'-0"	8'-0"	D	1/2"	AluxMill	Pre-Finished	0"	N/A				Steel	Painted	0"	H14	J6	T6	24		N/A		Overhead Roll-Up Door		
121A	3'-0"	7'-0"	C	1.3/4"	Hollow Metal	HPG	1/4"	F1	5.7/8"	2"	2"	Hollow Metal	HPG	0"	H9	J8		17		N/A				
122B	3'-0"	7'-0"	C	1.3/4"	Hollow Metal	HPG	0"	F1	5.7/8"	4"	2"	Hollow Metal	HPG	0"	H6	J5	T3	11		N/A				
ST1A1A	3'-0"	7'-0"	A	1.3/4"	Hollow Metal	HPG	0"	F1	5.7/8"	4"	2"	Hollow Metal	HPG	0"	H6	J5	T3	25		N/A				
ST1A2B	3'-0"	7'-0"	A	1.3/4"	Hollow Metal	HPG	0"	F1	5.7/8"	4"	2"	Hollow Metal	HPG	0"	H6	J5	T3	25		N/A				
ST1A2A	3'-0"	7'-0"	C	1.3/4"	Hollow Metal	HPG	1/4"	F1	10.1/4"	2"	2"	Hollow Metal	HPG	0"	H11	J10		27		N/A	60Min			
112B	3'-6"	7'-0"	A	1.3/4"	Hollow Metal	HPG	0"	F1	5.7/8"	4"	2"	Hollow Metal	HPG	0"	H6	J5	T3	11		N/A				
125	3'-6"	7'-0"	A	1.3/4"	Hollow Metal	HPG	0"	F1	5.7/8"	4"	2"	Hollow Metal	HPG	0"	H6	J5	T3	18		N/A				
112A	6'-0"	7'-0"	A	1.3/4"	Hollow Metal	HPG	0"	F1	5.7/8"	4"	2"	Hollow Metal	HPG	0"	H6	J5	T3	10		N/A				
102	3'-0"	7'-0"	A	1.3/4"	Wood Veneer	Pre-Finished	0"	F1	5.7/8"	2"	2"	Hollow Metal	Painted	0"	H9	J8		2		Smoke	N/A			
104	3'-0"	7'-0"	A	1.3/4"	Wood Veneer	Pre-Finished	0"	F1	5.7/8"	2"	2"	Hollow Metal	Painted	0"	H9	J8		3		Smoke	N/A			
105	3'-0"	7'-0"	A	1.3/4"	Wood Veneer	Pre-Finished	0"	F1	5.7/8"	2"	2"	Hollow Metal	Painted	0"	H9	J8		4		Smoke	N/A			
106	3'-0"	7'-0"	A	1.3/4"	Wood Veneer	Pre-Finished	0"	F1	5.7/8"	2"	2"	Hollow Metal	Painted	0"	H9	J8		4		Smoke	N/A			
108	3'-0"	7'-0"	B	1.3/4"	Wood Veneer	Pre-Finished	1/4"	F2	5.7/8"	2"	2"	Hollow Metal	Painted	1/4"	H9	J8		6		N/A				
114	3'-0"	7'-0"	C	1.3/4"	Wood Veneer	Pre-Finished	1/4"	F1	5.7/8"	2"	2"	Hollow Metal	Painted	0"	H9	J8		12		N/A				
115	3'-0"	7'-0"	A	1.3/4"	Wood Veneer	Pre-Finished	1/4"	F1	8.1/4"	2"	2"	Hollow Metal	Painted	0"	H10	J9		13		Smoke	N/A			
116A	3'-0"	7'-0"	A	1.3/4"	Wood Veneer	Pre-Finished	0"	F1	10.1/4"	2"	2"	Hollow Metal	Painted	0"	H11	J10		14		N/A				
116B	3'-0"	7'-0"	A	1.3/4"	Wood Veneer	Pre-Finished	0"	F1	5.7/8"	2"	2"	Hollow Metal	Painted	0"	H9	J8		16		N/A				
116C	3'-0"	7'-0"	A	1.3/4"	Wood Veneer	Pre-Finished	0"	F1	10.1/4"	2"	2"	Hollow Metal	Painted	0"	H11	J10		16		N/A				
117	3'-0"	7'-0"	A	1.3/4"	Wood Veneer	Pre-Finished	0"	F1	5.7/8"	2"	2"	Hollow Metal	Painted	0"	H9	J8		16		N/A				
118	3'-0"	7'-0"	C	1.3/4"	Wood Veneer	Pre-Finished	1/4"	F1	5.7/8"	2"	2"	Hollow Metal	Painted	0"	H9	J8		17		N/A				
119	3'-0"	7'-0"	C	1.3/4"	Wood Veneer	Pre-Finished	1/4"	F1	5.7/8"	2"	2"	Hollow Metal	Painted	0"	H9	J8		12		N/A				
120	3'-0"	7'-0"	C	1.3/4"	Wood Veneer	Pre-Finished	1/4"	F1	5.7/8"	2"	2"	Hollow Metal	Painted	0"	H9	J8		15		N/A				
123A	3'-0"	7'-0"	A	1.3/4"	Wood Veneer	Pre-Finished	0"	F1	5.7/8"	2"	2"	Hollow Metal	Painted	0"	H9	J8		17		N/A				
123B	3'-0"	7'-0"	A	1.3/4"	Wood Veneer	Pre-Finished	0"	F1	5.7/8"	2"	2"	Hollow Metal	Painted	0"	H9	J8		17		N/A				
126	3'-0"	7'-0"	A	1.3/4"	Wood Veneer	Pre-Finished	0"	F1	5.7/8"	2"	2"	Hollow Metal	Painted	0"	H9	J8		19		N/A				
107	6'-0"	7'-0"	B	1.3/4"	Wood Veneer	Pre-Finished	1/4"	F1	5.7/8"	2"	2"	Hollow Metal	Painted	0"	H9	J8		6		Smoke	N/A			
109A	6'-0"	7'-0"	C	1.3/4"	Wood Veneer	Pre-Finished	1/4"	F1	5.7/8"	2"	2"	Hollow Metal	Painted	0"	H9	J8		7		N/A				
109B	6'-0"	7'-0"	C	1.3/4"	Wood Veneer	Pre-Finished	1/4"	F1	5.7/8"	2"	2"	Hollow Metal	Painted	0"	H9	J8		7		N/A				
110	6'-0"	7'-0"	A	1.3/4"	Wood Veneer	Pre-Finished	0"	F1	5.7/8"	2"	2"	Hollow Metal	Painted	0"	H9	J8		9		N/A				
111	6'-0"	7'-0"	A	1.3/4"	Wood Veneer	Pre-Finished	0"	F1	5.7/8"	2"	2"	Hollow Metal	Painted	0"	H9	J8		9		N/A				

Color Indicates Aluminum Panel Doors  
 Color Indicates Hollow Metal Panel Doors  
 Color Indicates Wood Veneer Panel Doors  
 Color Indicates Alum/Sl Panel Doors